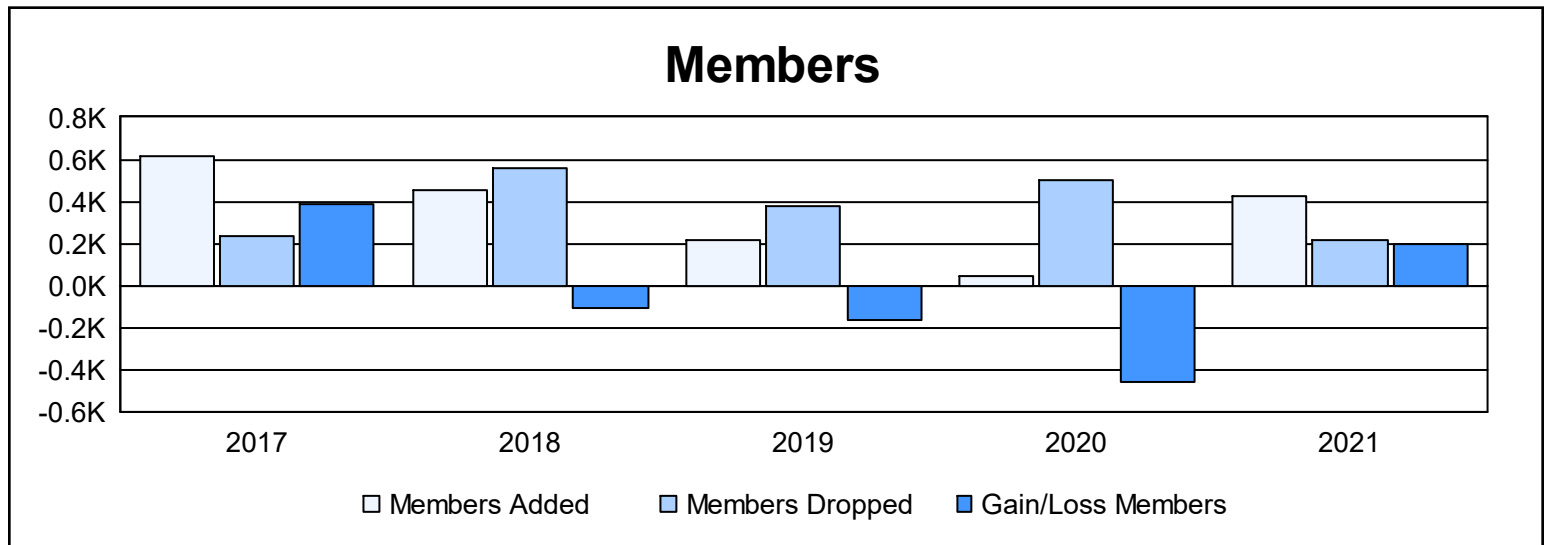
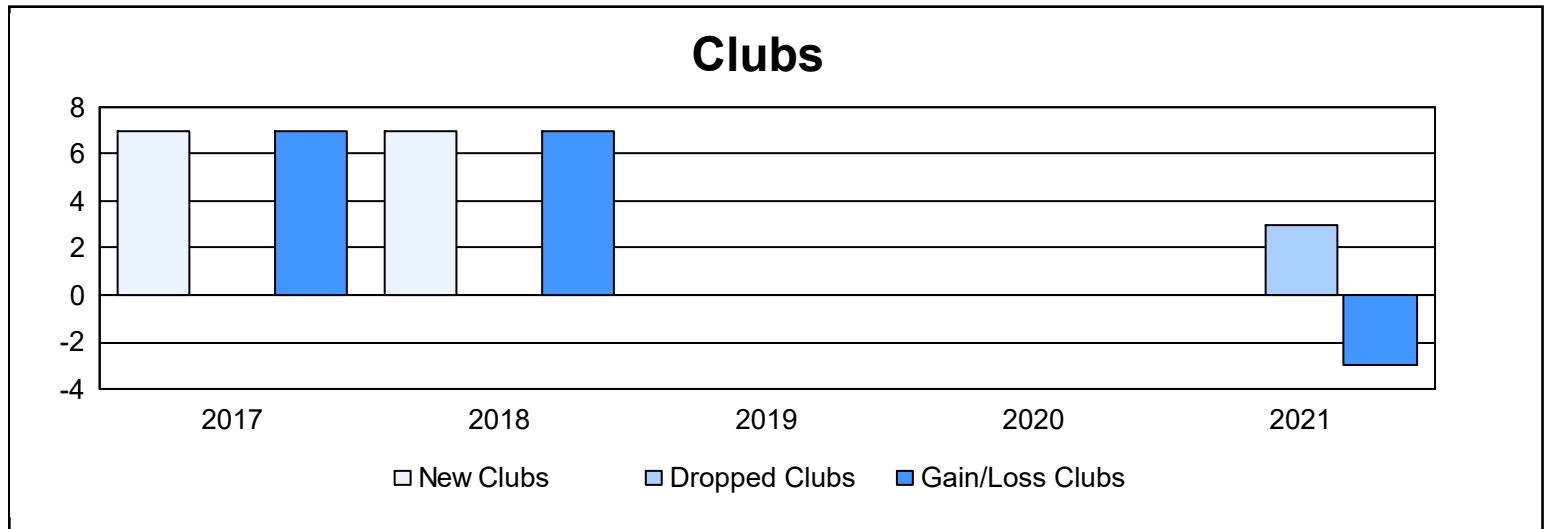
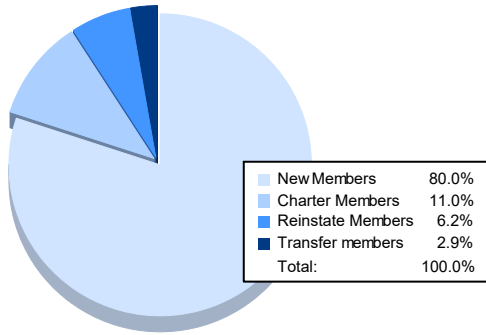


| Year | New Clubs | Dropped Clubs | Gain/ Loss Clubs | New Members | Charter Members | Reinstate Members | Transfer Members | Total Member Added | Total Members Dropped | Gain/ Loss Members |
|----------------|-----------|---------------|------------------|-------------|-----------------|-------------------|------------------|--------------------|-----------------------|--------------------|
| 2016-2017 | 7 | 0 | 7 | 383 | 225 | 0 | 11 | 619 | 236 | 383 |
| 2017-2018 | 7 | 0 | 7 | 209 | 230 | 6 | 8 | 453 | 562 | -109 |
| 2018-2019 | 0 | 0 | 0 | 178 | 27 | 3 | 4 | 212 | 381 | -169 |
| 2019-2020 | 0 | 0 | 0 | 6 | 23 | 11 | 4 | 44 | 503 | -459 |
| 2020-2021 | 0 | 3 | -3 | 336 | 46 | 26 | 12 | 420 | 219 | 201 |
| Average | 3 | 1 | 2 | 222 | 110 | 9 | 8 | 350 | 380 | -31 |



Membership Composition June 2021 Cumulative



Gender Composition June 2021 Cumulative

